

**High Efficiency Particulate Air Filter
with Separator
(High Temperature Resistant)**

M-HIH



HEPA / ULPA Filter

Applications



Automotive



Pharmaceutical & Laboratories



General

Product Features

Operating Conditions

Continuous operating temperature: Max. 350°C
Operating relative humidity: ≤100 (%RH)



Frame

Material: Galvanised steel / aluminium / stainless steel
Thickness: 80mm, 150mm, 220mm, 292mm
Header: Non-header / single header / double header (thickness: 20mm)



Media

Material: Fiberglass



Efficiency (EN1822:2009)

H13, H14



High Temperature Resistant

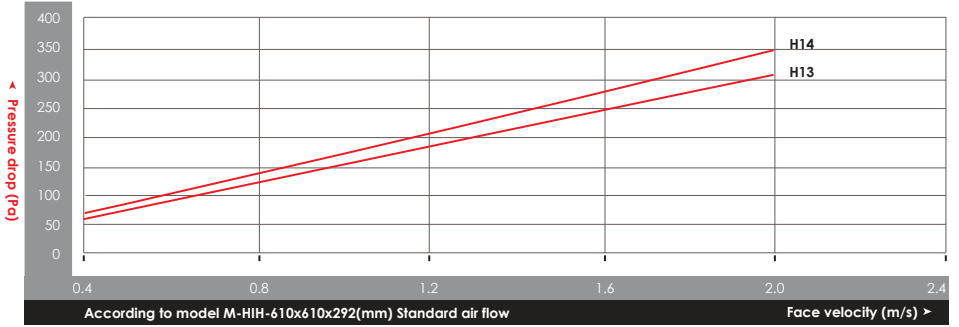


Separator

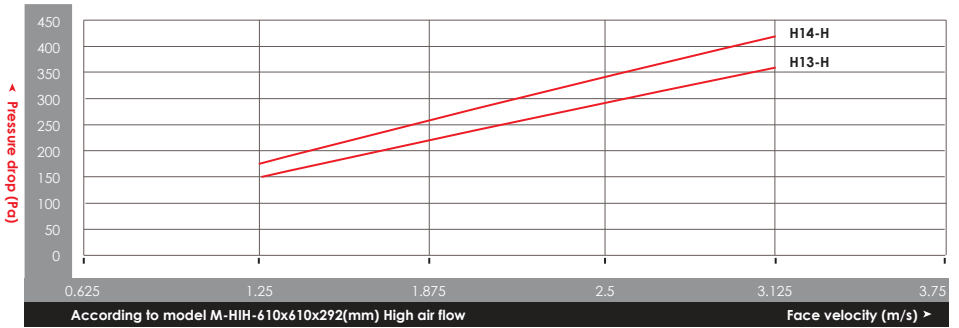
Material: Corrugated aluminium



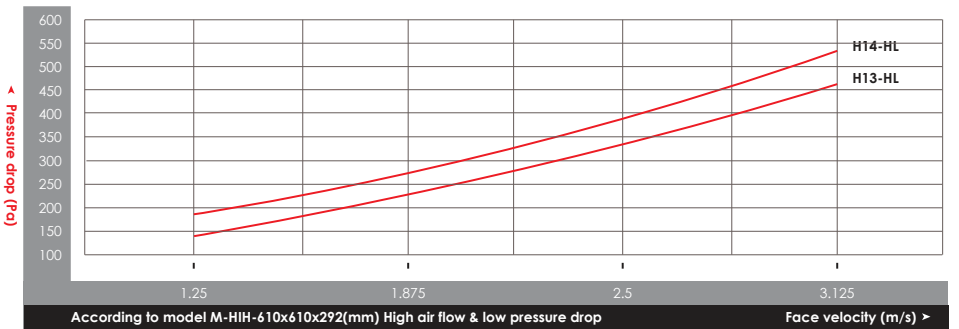
Graph Of Initial Pressure Drop Versus Face Velocity (Standard Air Flow)



Graph Of Initial Pressure Drop Versus Face Velocity (High Air Flow)



Graph Of Initial Pressure Drop Versus Face Velocity (High Air Flow & Low Pressure Drop)



Product Specifications (Standard Air Flow)

Nominal Dimension	Actual Dimension	Rated Air Flow	Face Velocity	Rated Initial Pressure Drop
(inch)	(mm)	(m ³ /h)	(m/s)	(Pa)
WxHxD	WxHxD			H13 H14
12x24x3	305x610x80	200	0.36	249 280
24x24x3	610x610x80	420	0.36	249 280
12x24x6	305x610x150	420	0.77	249 280
24x24x6	610x610x150	900	0.77	249 280
12x24x9	305x610x220	650	1.20	249 280
24x24x9	610x610x220	1400	1.20	249 280
12x24x12	305x610x292	860	1.60	249 280
12x24x12	610x610x292	1860	1.60	249 280

Product Specifications (High Air Flow)

Nominal Dimension	Actual Dimension	Rated Air Flow	Face Velocity	Rated Initial Pressure Drop
(inch)	(mm)	(m ³ /h)	(m/s)	(Pa)
WxHxD	WxHxD			H13 H14
12x24x6	305x610x150	550	1.00	249 280
24x24x6	610x610x150	1170	1.00	249 280
12x24x9	305x610x220	850	1.55	249 280
24x24x9	610x610x220	1820	1.55	249 280
12x24x12	305x610x292	1120	2.00	249 280
24x24x12	610x610x292	2400	2.00	249 280

Product Specifications (High Air Flow & Low Pressure Drop)

Nominal Dimension	Actual Dimension	Rated Air Flow	Face Velocity	Rated Initial Pressure Drop
(inch)	(mm)	(m ³ /h)	(m/s)	(Pa)
WxHxD	WxHxD			H13 H14
12x24x12	305x610x292	1700	2.50	330 380
24x24x12	610x610x292	3400	2.50	330 380

- Remarks: 1. Tolerance of initial pressure drop is $\pm 10\%$.
2. Tolerance of dimension is $\pm 3\text{mm}$.
3. Other dimensions are available upon request.