

High Efficiency Particulate Air Filter with Separator

M-HI



HEPA / ULPA Filter

Applications



Cleanroom



General



Commercial Building



Industrial

Product Features

Operating Conditions

Continuous operating temperature: Max. 80°C
Operating relative humidity: ≤100 (%RH)



Frame

Material: Galvanised steel / aluminium / stainless steel / plywood
Thickness: 80mm / 150mm / 220mm / 292mm
Header: Non-header / single header / double header (thickness: 20mm)



Media

Material: Fiberglass



Efficiency (EN1822:2009)

H13, H14



Sealant

Material: Polyurethane glue

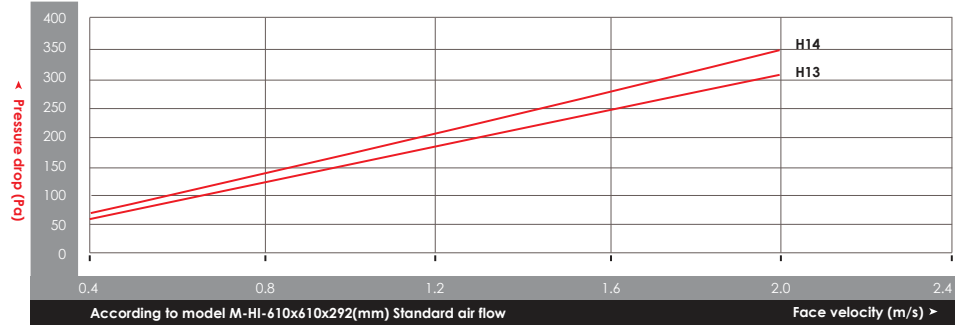


Separator

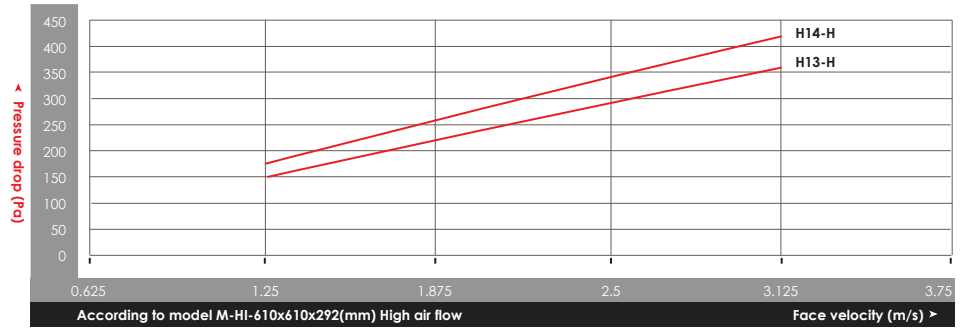
Material: Corrugated aluminium / paper



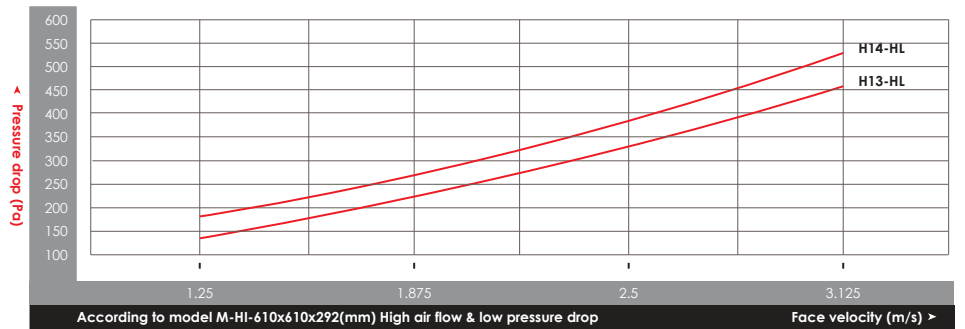
Graph Of Initial Pressure Drop Versus Face Velocity (Standard Air Flow)



Graph Of Initial Pressure Drop Versus Face Velocity (High Air Flow)



Graph Of Initial Pressure Drop Versus Face Velocity (High Air Flow & Low Pressure Drop)



Product Specifications (Standard Air Flow)

Nominal Dimension	Actual Dimension	Air Flow	Face Velocity	Initial Pressure Drop	
				(inch)	(mm)
WxHxD	WxHxD			H13	H14
12x24x3	305x610x80	200	0.36	249	280
24x24x3	610x610x80	420	0.36	249	280
12x24x6	305x610x150	420	0.77	249	280
24x24x6	610x610x150	900	0.77	249	280
12x24x9	305x610x220	650	1.20	249	280
24x24x9	610x610x220	1400	1.20	249	280
12x24x12	305x610x292	860	1.60	249	280
24x24x12	610x610x292	1860	1.60	249	280

Product Specifications (High Air Flow)

Nominal Dimension	Actual Dimension	Air Flow	Face Velocity	Initial Pressure Drop	
				(inch)	(mm)
WxHxD	WxHxD			H13	H14
12x24x3	305x610x80	400	0.60	249	280
24x24x3	610x610x80	800	0.60	249	280
12x24x6	305x610x150	550	1.00	249	280
24x24x6	610x610x150	1170	1.00	249	280
12x24x9	305x610x220	850	1.55	249	280
24x24x9	610x610x220	1820	1.55	249	280
12x24x12	305x610x292	1120	2.00	249	280
24x24x12	610x610x292	2400	2.00	249	280

Product Specifications (High Air Flow & Low Pressure Drop)

Nominal Dimension	Actual Dimension	Air Flow	Face Velocity	Initial Pressure Drop	
				(inch)	(mm)
WxHxD	WxHxD				
12x24x12	305x610x292	1700	2.50	330	380
24x24x12	610x610x292	3400	2.50	330	380

Remarks: 1. Tolerance of initial pressure drop is $\pm 10\%$.
2. Tolerance of dimension is $\pm 3\text{mm}$.
3. Other dimensions are available upon request.